

172486-2 ✓ ACTIVE

TE Internal #: 172486-2

Housing, Receptacle, Wire-to-Wire, 2 Position, 2.5 mm [.098 in]

Centerline, Crimp, 1 Row, Natural, Mating Retention, Wire & Cable,
Power & Signal

[View on TE.com >](#)



Connectors > PCB Connectors > Wire-to-Board Connectors > Wire-to-Board Connector Assemblies & Housings



Connector Product Type: **Housing**

Connector & Housing Type: **Receptacle**

Connector System: **Wire-to-Wire**

Number of Positions: **2**

Centerline (Pitch): **2.5 mm [.098 in]**

Features

Product Type Features

Connector Product Type	Housing
Connector & Housing Type	Receptacle
Connector System	Wire-to-Wire
Sealable	No
Connector & Contact Terminates To	Wire & Cable

Configuration Features

Number of Positions	2
Number of Rows	1

Electrical Characteristics

Operating Voltage	250 VAC
-------------------	---------

Body Features

Connector Profile	Standard
-------------------	----------

Contact Features

Contact Layout	Inline
----------------	--------



Contact Type	Socket
--------------	--------

Contact Current Rating (Max)	2 A
------------------------------	-----

Termination Features

Termination Method to Wire & Cable	Crimp
------------------------------------	-------

Mechanical Attachment

Strain Relief	Without
---------------	---------

Panel Mount Feature	Without
---------------------	---------

PCB Mount Retention	Without
---------------------	---------

Mating Retention Type	Lock
-----------------------	------

Mating Retention	With
------------------	------

Connector Mounting Type	Cable Mount (Free-Hanging)
-------------------------	----------------------------

Housing Features

Housing Entry Configuration	Both Ends Closed
-----------------------------	------------------

Housing Material	Nylon 66
------------------	----------

Centerline (Pitch)	2.5 mm [.098 in]
--------------------	------------------

Housing Color	Natural
---------------	---------

Dimensions

Connector Length	6.9 mm
------------------	--------

Connector Height	5.75 mm
------------------	---------

Usage Conditions

Operating Temperature Range	-20 – 95 °C [-4 – 203 °F]
-----------------------------	---------------------------

Operation/Application

Circuit Application	Power & Signal
---------------------	----------------

Industry Standards

UL Flammability Rating	UL 94V-0
------------------------	----------

Packaging Features

Packaging Quantity	1000
--------------------	------

Packaging Method	Bag
------------------	-----

Other

Comment	Extraction-Reinforced Version (Compatible with JEMA Standard)
---------	---

Product Compliance





[For compliance documentation, visit the product page on TE.com>](#)

EU RoHS Directive 2011/65/EU	Compliant
EU ELV Directive 2000/53/EC	Compliant
China RoHS 2 Directive MIIT Order No 32, 2016	No Restricted Materials Above Threshold
EU REACH Regulation (EC) No. 1907/2006	Current ECHA Candidate List: JUNE 2022 (224) Candidate List Declared Against: JUNE 2022 (224) Does not contain REACH SVHC
Halogen Content	Low Halogen - Br, Cl, F, I < 900 ppm per homogenous material. Also BFR/CFR/PVC Free
Solder Process Capability	Not applicable for solder process capability

Product Compliance Disclaimer

This information is provided based on reasonable inquiry of our suppliers and represents our current actual knowledge based on the information they provided. This information is subject to change. The part numbers that TE has identified as EU RoHS compliant have a maximum concentration of 0.1% by weight in homogenous materials for lead, hexavalent chromium, mercury, PBB, PBDE, DBP, BBP, DEHP, DIBP, and 0.01% for cadmium, or qualify for an exemption to these limits as defined in the Annexes of Directive 2011/65/EU (RoHS2). Finished electrical and electronic equipment products will be CE marked as required by Directive 2011/65/EU. Components may not be CE marked. Additionally, the part numbers that TE has identified as EU ELV compliant have a maximum concentration of 0.1% by weight in homogenous materials for lead, hexavalent chromium, and mercury, and 0.01% for cadmium, or qualify for an exemption to these limits as defined in the Annexes of Directive 2000/53/EC (ELV). Regarding the REACH Regulation, the information TE provides on SVHC in articles for this part number is based on the latest European Chemicals Agency (ECHA) 'Guidance on requirements for substances in articles' posted at this URL: <https://echa.europa.eu/guidance-documents/guidance-on-reach>

Compatible Parts

 <p>TE Part # 170205-3 EIS CONTACT LP</p>	 <p>TE Part # 170204-4 170262-4 LP E1CRIMP SNAP IN</p>	 <p>TE Part # 170205-1 E.I. SERIES CONTACT LP</p>	 <p>TE Part # 170204-1 EIS RECPT CONTACT</p>
--	--	--	---



Documents

Product Drawings

2P REC HSG CRIMP EI SER

Japanese

CAD Files

3D PDF

3D

Customer View Model

[ENG_CVM_CVM_172486-2_B.2d_dxf.zip](#)

English

Customer View Model

[ENG_CVM_CVM_172486-2_B.3d_igs.zip](#)

English

Customer View Model

[ENG_CVM_CVM_172486-2_B.3d_stp.zip](#)

English

By downloading the CAD file I accept and agree to the [Terms and Conditions](#) of use.

Datasheets & Catalog Pages



[1-1773972-5_EIS_Connectors_Brochure](#)

English

[Product Specifications](#)

[Crimping of AMP EI Series Connector Contacts](#)

Japanese

[Application Specification](#)

Japanese

[Product Environmental Compliance](#)

[Product Compliance](#)

English

[Product Compliance](#)

English

[Agency Approvals](#)

[Agency Approval Document](#)

English